


BGV

BGV 30	P940007 00001 Right
	P940007 00003 Left
BGV 30 INOX	P940007 00020 Right
	P940007 00022 Left
BGV 45	P940008 00001 Right
	P940008 00003 Left
BGV 45 INOX	P940008 00020 Right
	P940008 00022 Left
BGV 60	P940009 00001 Right
	P940009 00003 Left
BGV 60 INOX	P940009 00020 Right
	P940009 00022 Left

Incorporated control board
ORION G BR

- **Sturdy and reliable**, the BGV barrier is suitable for car parks and passageways with heavy traffic.
- **Boom balancing can be adjusted**, and is controlled by a compression spring.
- **Provided with an incorporated control panel**, BGV is available in low, medium and high-speed versions in relation to its boom length.
- **Also available in stainless steel.**



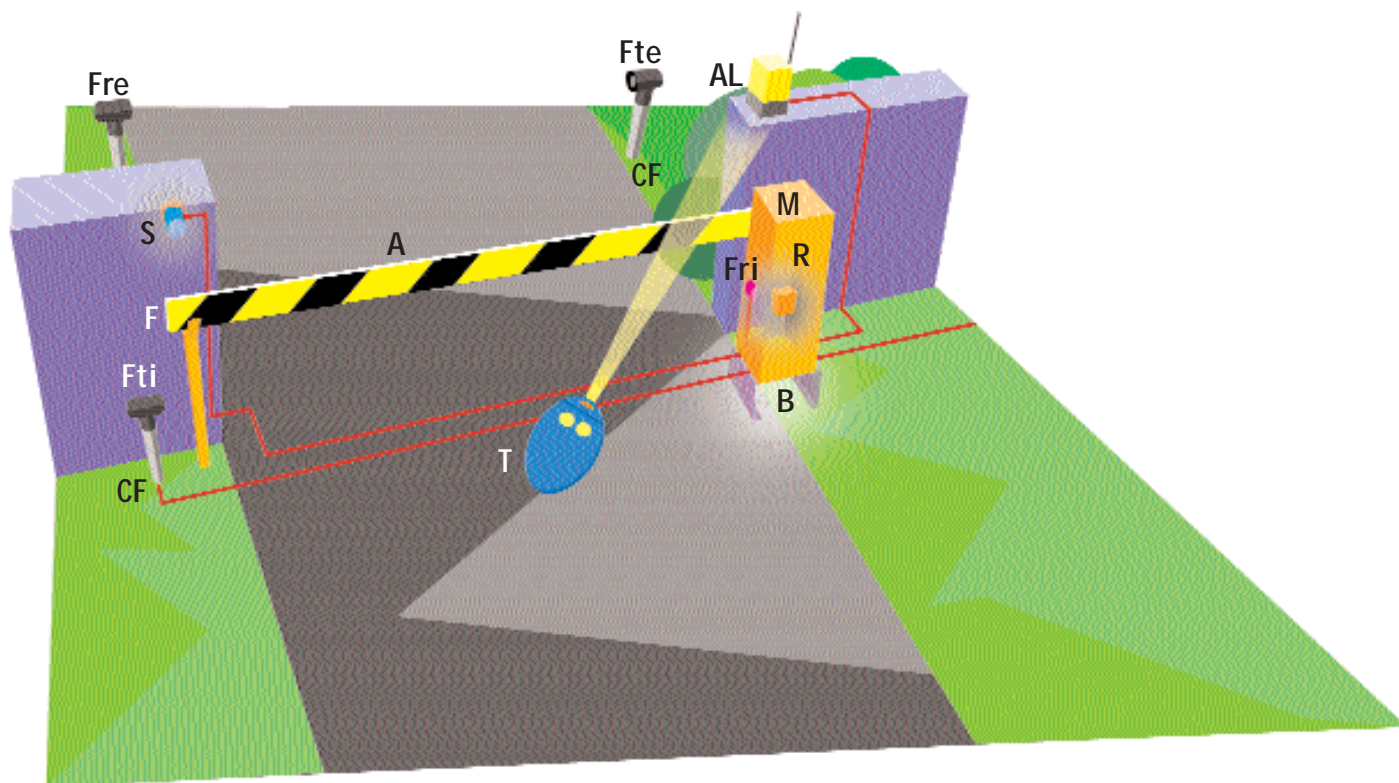
Operators	BGV 30	BGV 45	BGV 60
Single-phase power supply	230V ± 10%, 50 Hz	230V ± 10%, 50 Hz	230V ± 10%, 50 Hz
Absorbed power	180 W	180 W	180 W
Thermal protection	Integrated	Integrated	Integrated
Max boom length	3 m	4,5 m	6 m - 7 m (*)
Opening/closing time	3 sec	6 sec	12 sec
Type of lock	mechanical closing/opening	mechanical closing/opening	mechanical closing/opening
Manual manoeuvre	handle	handle	handle
Type of limit switches	electric, incorporated, and adjustable	electric, incorporated, and adjustable	electric, incorporated, and adjustable
N° manoeuvres in 24 hours	continuous service	continuous service	continuous service
Control unit	ORION G BR	ORION G BR	ORION G BR
Environmental conditions	from -10°C to +55°C	from -10°C to +55°C	from -10°C to +55°C
Degree of protection	IP24	IP 24	IP 24
Operator weight without boom	600N (~60 kg)	600N (~60 kg)	600N (~60 kg)
Dimensions	see drawing	see drawing	see drawing

Note:

(*) with counterweight

To fit certain accessories to the boom, such as skirts, safety edges etc., reduce the boom length by 1 metre.

Electromechanical operator for road barriers with boom length up to 7 m, for heavy traffic

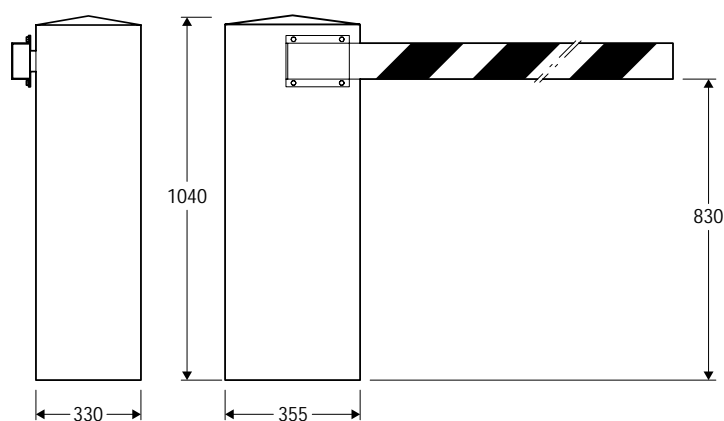


Example of installation

Dimensions

- M operator BGV 60 (right-side P940009 00001, left-side P940009 00003) with incorporated ORION G BR control panel
- A boom AI 6 (N728007)
- B anchor base BB (D730148)
- F support fork FAF (D730088)
- R single-channel rolling-code receiver, suitable for Mitto transmitter
- T double-channel rolling-code transmitter, Mitto 2 (D111453)
- Ftx-Frx Pair of photocells, Cellula 50 (P111272)
- CF posts CC50 (P903004)
- AL blinker Lampo PA (D113622 00001) with antenna SL433 (D111652)
- S key selector, Intro (P121011)

• For system layout and installation conditions, refer to the standards and laws in force in the country of installation.



Main characteristics

Electromechanical barrier for intensive use • incorporated ORION G BR control panel • various types of accessories, such as skirts, safety edges, lights, rest rods, can be mounted on the boom • articulation 90° or 180° • rest rod • signal indication lights • Main specifications: supply 230V ± 10% 50Hz • power 180W • Models available: BGV 30 with opening speed 3 sec., max boom length 3m • BGV 45 with opening speed 6 sec., max boom length 4.5m • BGV 60 with opening speed 12 sec., max boom length 7m.

