

BFT Model VIRGO Kit, Articulated Arm

NEW

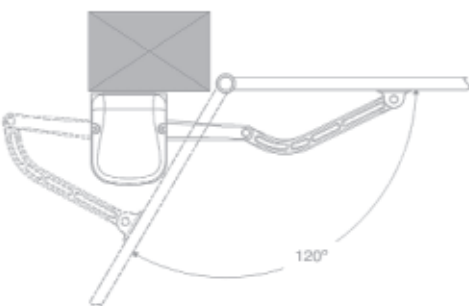
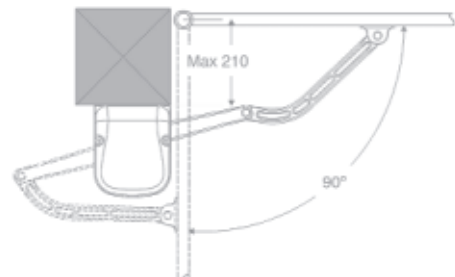
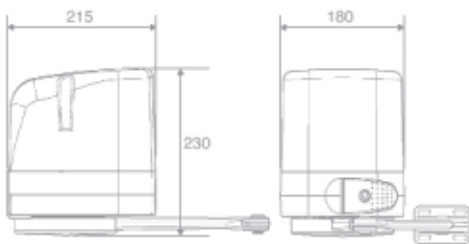
24v swing gate operator



VIRGO BAT



OPERATOR DIMENSIONS



AVAILABLE ONLY AS A KIT

EASY FIT SYSTEM

A new model from BFT designed specifically for ease of installation to domestic gates of up to 1800mm per leaf. (200kg max)

This compact design with small dimensions will fit unobtrusively to both large and small gate posts.

The 'on board' control panel has a LCD display for programming, including anti-crush sensitivity and adjustable slow down.

The VIRGO operator is self locking in the open and closed position.

This is an adaptable system for light to medium domestic gates offering excellent value for its features and reliability.

Easy to fit:

The articulated arm allows the operator to fit directly to the rear of most gate posts. The small dimensions of the operator and drive arm are easy to accommodate in a majority of applications.

On board control panel:

BFT LYNX – With LCD programming fitted to one motor of each pair.

VIRGO BAT – Battery back up kit available, fits within motor cover. (pictured above right)

Will it fit? Check diagrams, shown left.



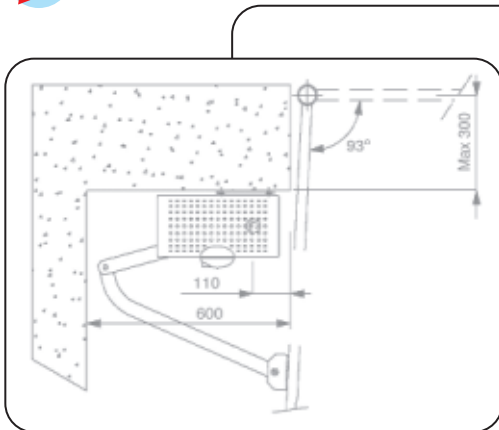
- ▲ VIRGO KIT INCLUDES:**
- 2 x VIRGO OPERATORS
 - 1 x CONTROL PANEL & RECEIVER
 - 2 x RADIO TRANSMITTERS
 - 1 x RADIO ANTENNA
 - 1 x PAIR SAFETY PHOTO CELLS
- PLUS: MOUNTING BRACKETS & INSTRUCTIONS**

TECHNICAL SPECIFICATIONS:
 ELECTRO-MECHANICAL 24v DC
 DOMESTIC USE
 SELF LOCKING
 MAX GATE LEAF: 1800mm

MAX LEAF WEIGHT: 200kg
ABSORBED POWER: 40w
OPENING SPEED: 15 seconds thru' 90°
MAX OPENING ANGLE: 120°

BFT Model IGEA, Articulated Arm

230v IGEA & 24v IGEA BT versions available



EASY FIT SYSTEM

A very popular operator due to its easy to fit design.

This adaptable design is suitable for a majority of swing gates of up to 3000mm per leaf.

Easy to fit:

The articulated drive arm allows the motors to be fitted directly to the rear of large and small gate posts.

Limit switches allow for an easy set up procedure and the operator is self locking in the open and closed position.

Short arm version S.A.

Long arm version **L.A.**
(See diagrams, left)

Suitable for:

Metal gates, Timber gates, Medium close boarded (wind affected) gates, Farm Gates, Domestic duty.

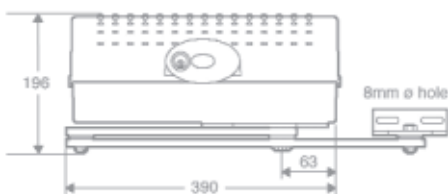
Recommended control panels:

- BFT ALTAIR (230v)
 - BFT LIBRA (24v)
- } Both with LCD Programming

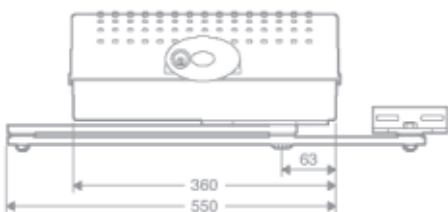
BT BAT – Battery back up kit available.

Will it fit? Check diagrams, shown left.

S.A. OPERATOR DIMENSIONS



L.A. OPERATOR DIMENSIONS



COMMON DIMENSIONS



2 YEAR WARRANTY



- ▲ IGEA KIT INCLUDES:**
- 2 x IGEA OPERATORS
 - 1 x CONTROL PANEL & RECEIVER
 - 2 x RADIO TRANSMITTERS
 - 1 x ANTENNA
 - 1 x PAIR SAFETY BEAMS

TECHNICAL SPECIFICATIONS:	
ELECTRO-MECHANICAL 24v DC or 230v AC	ABSORBED POWER: 250w
DOMESTIC USE	TORQUE: 320Nm
SELF LOCKING	OPENING SPEED: 15 seconds thru' 90°
MAX GATE LEAF: 2500mm IGEA S.A	MAX OPENING ANGLE: 125°
3000mm IGEA L.A	THERMALLY PROTECTED
MAX LEAF WEIGHT: 200kg	